



Through Fax / Courier

QTL/S&L/S-01/12/12/2

March 05, 2012

The Bombay Stock Exchange Limited  
Phiroze Jee Jee Bhoy Towers  
Dalal Street  
**Mumbai – 400001**

**KIND ATTENTION MR. TROYDON BIRD**

**SUB: Resubmission of Shareholding Pattern for the quarter ended  
December 31, 2011- (SCRIP CODE – 511116)**

Dear Sir,

This is with reference to your letter no. DCS/COMP/SHP/TB/511116/409/2012, dated February 21, 2012 received on March 02, 2012 with regard to "Annexure pertaining to the "Locked-in Shareholding" missing in the Shareholding Pattern submitted by us.

We wish to submit that although have already submitted "Annexure pertaining to the "Locked-in Shareholding" in the shareholding pattern submitted for the quarter ended December 31, 2011. However, we are once again sending the shareholding pattern for the quarter ended December 31, 2011 along with the "Annexure pertaining to the "Locked-in Shareholding", as desired.

We hope the same will suffice your requirement.

A line in confirmation would be appreciated.

Thanking you,

Yours faithfully,  
For **QUADRANT TELEVENTURES LIMITED**

  
(KAPIL BHALLA)  
COMPANY SECRETARY


**QUADRANT TELEVENTURES LIMITED**  
(Formerly HFCL Infotel Limited)  
Corporate Office : B-71, Phase-VII, Industrial Focal Point, Mohali - 160 055 (Punjab) India.  
Tel : +91-172-5090000 Fax : +91-172-5090125  
Regd. Office : Autocars Compound, Adalat Road, Aurangabad - 431 005 (Maharashtra) India.  
Tel : +91-240-2354520

**(I)(a) Statement showing Shareholding Pattern**

Name of the Company: Quadrant Televentures Limited  
Scrip Code, Name of the scrip, class of security:- 511116  
Quarter ended: 31st December, 2011

Partly paid-up shares.-	No. of partly paid-up shares	As a % of total no. of partly paid-up shares	As a % of total no. of shares of the Company
Held by Promoter/ Promoter Group	0	0	0
Held by Public	0	0	0
<b>Total (D)</b>	<b>0</b>	<b>0</b>	<b>0</b>
Outstanding convertible securities:-	No. of outstanding securities	As a % of total no. of outstanding convertible securities	As a % of total no. of shares of the Company, assuming full conversion of the convertible securities
Held by Promoter/ Promoter Group	0	0	0
Held by Public	0	0	0
<b>Total (E)</b>	<b>0</b>	<b>0</b>	<b>0</b>
Warrants:-	No. of warrants	As a % of total no. of warrant	As a % of total no. of shares of the Company, assuming full conversion of Warrants
Held by Promoter/ Promoter Group	0	0	0
Held by Public	0	0	0
<b>Total (F)</b>	<b>0</b>	<b>0</b>	<b>0</b>

Total paid-up capital of the Company, assuming full conversion of warrants and convertible securities (Grand Total( A+B+C)+(D+E+F)- 612260268




**QUADRANT TELEVENTURES LIMITED**  
(Formerly HFCL Infotel Limited)

**Corporate Office :** B-71, Phase-VII, Industrial Focal Point, Mohali - 160 055 (Punjab) India.  
Tel : +91-172-5090000 Fax : +91-172-5090125  
**Regd. Office :** Autocars Compound, Adalat Road, Aurangabad - 431 005 (Maharashtra) India.  
Tel : +91-240-2354520

Statement Showing Shareholding Pattern								
Category code	Category of Shareholder	Number of Shareholders	Table (I)(a)		Total shareholding as a percentage of total number of shares		Shares Pledged or otherwise encumbered	
			Total number of shares	Number of shares held in dematerialized form	As a percentage of (A+B) <sup>1</sup>	As a percentage of (A+B+C)	Number of shares	As a percentage
			(IV)	(V)	(VI)	(VII)	(VIII)	(IX) = (VIII)/(IV) * 100
<b>(A)</b>	<b>Shareholding of Promoter and Promoter Group<sup>2</sup></b>							
<b>1</b>	<b>Indian</b>							
(a)	Individuals/ Hindu Undivided Family	0	0	0	0	0	0	0
(b)	Central Government/ State Government(s)	0	0	0	0	0	0	0
(c)	Bodies Corporate	1	326705000	326705000	53.3604	53.3604	218704937	66.9426
(d)	Financial Institutions/ Banks	0	0	0	0	0	0	0
(e)	Any Others(Specify)	0	0	0	0	0	0	0
	<b>Sub Total(A)(1)</b>	<b>1</b>	<b>326705000</b>	<b>326705000</b>	<b>53.3604</b>	<b>53.3604</b>	<b>218704937</b>	<b>66.9426</b>
<b>2</b>	<b>Foreign</b>							
a	Individuals (Non-Residents Individuals/ Foreign Individuals)	0	0	0	0	0	0	0
b	Bodies Corporate	0	0	0	0	0	0	0
c	Institutions	0	0	0	0	0	0	0
d	Any Others(Specify)	0	0	0	0	0	0	0
	<b>Sub Total(A)(2)</b>	<b>0</b>	<b>0</b>	<b>0</b>	<b>0</b>	<b>0</b>	<b>0</b>	<b>0</b>
	<b>Total Shareholding of Promoter and Promoter Group (A) = (A)(1)+(A)(2)</b>	<b>1</b>	<b>326705000</b>	<b>326705000</b>	<b>53.3604</b>	<b>53.3604</b>	<b>218704937</b>	<b>66.9426</b>
<b>(B)</b>	<b>Public shareholding</b>							
<b>1</b>	<b>Institutions</b>							
(a)	Mutual Funds/ UTI	0	0	0	0	0	0	0
(b)	Financial Institutions / Banks	8	183409085	183409085	29.956	29.956	0	0
(c)	Central Government/ State Government(s)	0	0	0	0	0	0	0
(d)	Venture Capital Funds	0	0	0	0	0	0	0
(e)	Insurance Companies	0	0	0	0	0	0	0
(f)	Foreign Institutional Investors	1	125000	125000	0.0204	0.0204	0	0
(g)	Foreign Venture Capital Investors	0	0	0	0	0	0	0
(h)	Any Other (specify)	1	0	0	0	0	0	0
	<b>Sub-Total (B)(1)</b>	<b>9</b>	<b>183534085</b>	<b>183534085</b>	<b>29.9764</b>	<b>29.9764</b>	<b>0</b>	<b>0</b>
<b>B 2</b>	<b>Non-institutions</b>							
(a)	Bodies Corporate	423	77465108	76948799	12.6523	12.6523	0	0
(b)	Individuals							
<b>I</b>	<b>i. Individual shareholders holding nominal share capital up to Rs 1 lakh</b>	15396	11932370	11290924	1.9489	1.9489	0	0
<b>II</b>	<b>ii. Individual shareholders holding nominal share capital in excess of Rs. 1 lakh</b>	282	11019085	11019085	1.7997	1.7997	0	0
(c)	Any Other (specify)							
(c-i)	Clearing Member	14	22602	22602	0.0036	0.0036	0	0



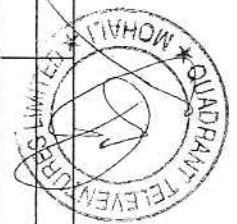
(c-ii)	Hindu Undivided Family(HUF)	366	1330710	1330710	0.2173	0.2173	0	0
(c-iii)	Non Resident Indian(NRI)	89	248533	246043	0.0405	0.0405	0	0
(c-iv)	Overseas Corporate Bodies(OCBS)	1	2775	0	0.0004	0.0004	0	0
	<b>Sub-Total (B)(2)</b>	<b>16571</b>	<b>102021183</b>	<b>100858163</b>	<b>16.6627</b>	<b>16.6627</b>	<b>0</b>	<b>0</b>
(B)	<b>Total Public Shareholding (B)= (B)(1)+(B)(2)</b>	<b>16580</b>	<b>285555268</b>	<b>284392248</b>	<b>46.6395</b>	<b>46.6395</b>	<b>0</b>	<b>0</b>
	<b>TOTAL (A)+(B)</b>	<b>16581</b>	<b>612260268</b>	<b>611097248</b>	<b>100</b>	<b>100</b>	<b>218704937</b>	<b>35 7209</b>
(C)	Shares held by Custodians and against which Depository Receipts have been issued							
1	Promoter and Promoter Group	0	0	0	0	0	0	0
2	Public	0	0	0	0	0	0	0
	<b>Sub-Total (C)</b>	<b>0</b>	<b>0</b>	<b>0</b>	<b>0</b>	<b>0</b>	<b>0</b>	<b>0</b>
	<b>GRAND TOTAL (A)+(B)+(C)</b>	<b>16581</b>	<b>612260268</b>	<b>611097248</b>	<b>100</b>	<b>100</b>	<b>218704937</b>	<b>35 7209</b>



(D)(b) Statement showing Shareholding of securities (including Shares, warrants, convertible securities) of persons belonging to the category "Promoter and Promoter Group"											
Sr. No.	Name of the shareholder	Details of Shares held		Shares pledged or otherwise encumbered		Details of warrants		Details of convertible securities		Total shares (including underlying shares assuming full conversion of warrants and convertible securities) as a % of diluted shares capital	
		Number of shares	As a % of grand total (A)+(B)+(C)	Number of shares held	As a percentage	Number of warrants held	As a % total no. of warrants of the same class	Number of convertible securities held	As a % of grand total no. of convertible securities of the same class		
(I)	(II)	(III)	(IV)	(V)	(VI)=(V)/(III)*100	(VII)	(VIII)	(IX)	(X)	(XI)	(XII)
1	Quadrant Enterprises (P) Limited	326705000	53.3604	218704937	66.9426	35.72	0	0	0	0	326705000
	<b>TOTAL</b>	<b>326705000</b>	<b>53.3604</b>	<b>218704937</b>	<b>66.9426</b>	<b>35.72</b>	<b>0</b>	<b>0</b>	<b>0</b>	<b>0</b>	<b>326705000</b>



Sr. No.	Name of the Shareholder	Number of shares held	Shares as a % of total no. of shares (i.e. grant total of (A) +(B) +( C ) indicated in statement at para (i) (a) above)	Details of warrants		Details of convertible securities			Total shares(including underlying shares assuming full conversion of warrants and convertible securities) as a % of diluted shares capital
				Number of warrants held	As a % total no. of warrants of the same class	Number of convertible securities held	As a % of grand total no. of convertible securities of the same class		
1	IDBI Bank Ltd.	118271641	19.3172	0	0	0	0	0	118271641
2	Oriental Bank of Commerce	22977832	3.7529	0	0	0	0	0	22977832
3	Oriental Bank of Commerce	16095238	2.6288	0	0	0	0	0	16095238
4	Mantu Housing Projects Ltd.	21000000	3.4299	0	0	0	0	0	21000000
5	Masitia Capital Services Ltd.	13015565	2.1258	0	0	0	0	0	13015565
6	ING Vysya Bank Limited	11871038	1.9388	0	0	0	0	0	11871038
7	Life Insurance Corporation of India	10772205	1.7594	0	0	0	0	0	10772205
8	Moolsons Holdings Private Limited	8296559	1.3550	0	0	0	0	0	8296559
	<b>TOTAL</b>	<b>222300078</b>	<b>36.3078</b>	<b>0</b>	<b>0</b>	<b>0</b>	<b>0</b>	<b>0</b>	<b>222300078</b>



(i)(c)(ii) <u>Statement showing Shareholding of securities (including Shares, warrants, convertible securities) of persons (together with PAC) belonging to the category "Public" and holding more than 5% of the total no. of shares of the company</u>								
Sr. No.	Name of the shareholder and the persons acting in concert (PAC) with them	Details of Shares held		Details of warrants		Details of convertible securities		Total shares(including underlying shares assuming full conversion of warrants and convertible securities) as a % of diluted shares capital
		Number of shares	As a % of grand total (A) +(B) +(C)	Number of warrants held	As a % total no. of warrants of the same class	Number of convertible securities held	As a % of grand total no. of convertible securities of the same class	
1	IDBI Bank Ltd.	118271641	19.3172	0	0.000	0	0.000	118271641
	<b>TOTAL</b>	<b>118271641</b>	<b>19.3172</b>	<b>0</b>	<b>0.000</b>	<b>0</b>	<b>0.000</b>	<b>118271641</b>



(I)(d) Statement showing details of locked-in shares

Sr. No.	Name of the shareholder	Category of Shareholders (Promoters/Public)	Number of locked-in shares	Locked-in shares as a percentage of total number of shares {i.e., Grand Total (A)+(B)+(C) indicated in Statement at para (I)(a) above}
1	Quadrant Enterprises Private Limited	Promotor	108000063	17.6395
	TOTAL		108000063	17.6395





(II)(a) Statement showing details of Depository Receipts (DRs)

Sr. No.	Type of outstanding DR (ADRs, GDRs, SDRs, etc.)	Number of outstanding DRs	Number of shares underlying outstanding DRs	Shares underlying outstanding DRs as a percentage of total number of shares (i.e., Grand Total (A)+(B)+(C) indicated in Statement at para (I)(a) above}
1		NIL		

TELEVENTURES LIMITED  


(II)(b) Statement showing holding of Depository Receipts (DRs), where underlying shares held by "promoter/promoter group" are in excess of 1% of the total number of shares

Sr. No.	Name of the DR Holder	Type of outstanding DR (ADRs, GDRs, SDRs, etc.)	Number of shares underlying outstanding DRs	Shares underlying outstanding DRs as a percentage of total number of shares (i.e., Grand Total (A)+(B)+(C) indicated in Statement at para (I)(a) above}
1	N.A	NIL	NIL	NIL
<b>TOTAL</b>	<b>N.A.</b>	<b>NIL</b>	<b>NIL</b>	<b>NIL</b>

